

**Recommended  
Temporary  
Ground Sets  
for RUS Type  
Distribution  
and  
Subtransmission  
Construction**



**CHANCE**

Hubbell / Chance  
210 North Allen Street  
Centralia, MO USA 65240  
(573) 682-5521

Bulletin 9-8801  
Rev. 9/02

## Simplified Equipment Selection

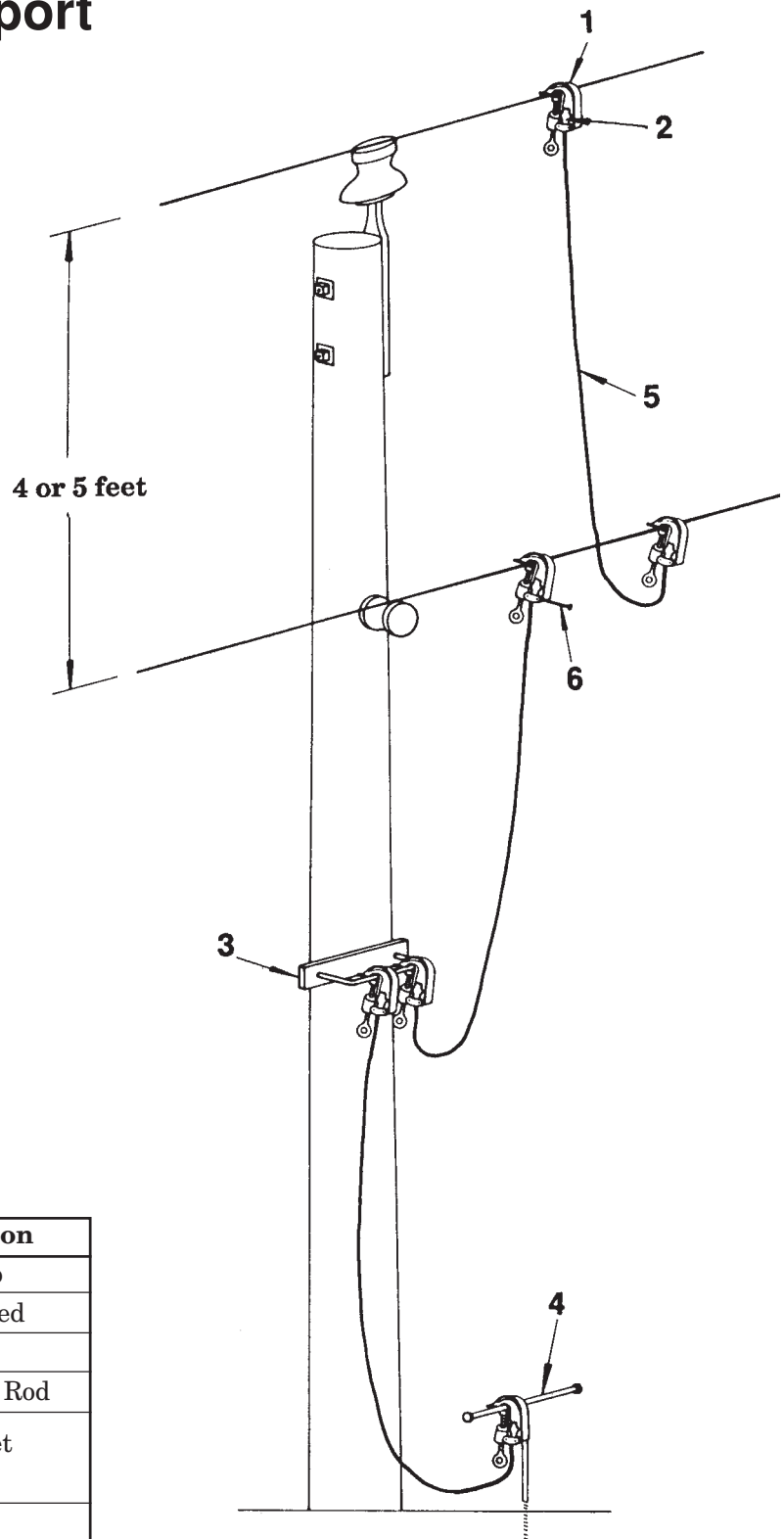
This booklet was prepared to assist electric utilities in selecting the proper ground clamps for various types of distribution and subtransmission structures. The grounding sets shown can be used as a guide to:

1. Order a complete set, *using a single catalog number*, for temporarily grounding a specific structure or . . .
2. Use the bill of material listing to determine what additional grounding equipment is required to complete the tools needed to work on a specific structure.

## Index to Ground Sets in this Guide

Structure Type	Page No.
A1 Single-Primary Support	3
A5-4 Single-Phase Deadend	4
C1 (Delta - no Neutral) Three-Phase Crossarm/Pins	5
C1 (Grounded Wye) Three-Phase Crossarm/Pins	6
TD-3 (Delta - no Neutral) Three-Phase Crossarm/Posts	7
C3 Three-Phase Running Corner (10° - 20°)	8
C4-1 Three-Phase Angle (60°-90°)	9
TS-1 Three-Phase Suspension	10
TS-2 Three-Phase Wishbone Suspension	11
TH-1 H-Frame Suspension	12

# Single-Phase Single Primary Support



## Complete Set

includes all items below

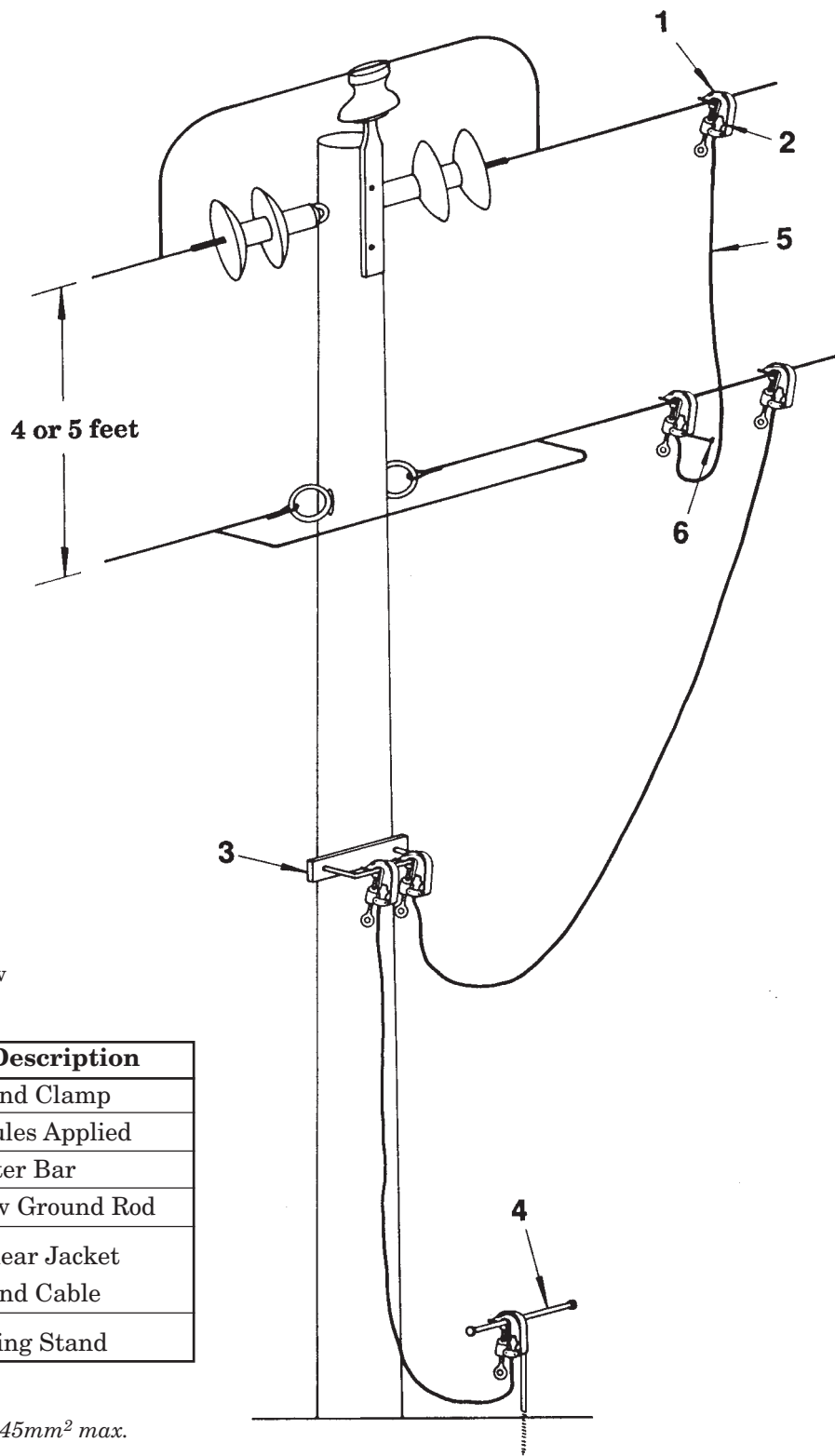
Item	Qty.	Catalog No.	Description
1	6	*C600-2276	Ground Clamp
2	6	C600-2626	Ferrules Applied
3	1	T600-1549	Cluster Bar
4	1	G3370	Screw Ground Rod
5	42'	S6449	#2 Clear Jacket
	(1 @ 30' & 2 @ 6')		Ground Cable
6	1	G3626	Parking Stand

\*Conductor Range  
0.128" or 8mm<sup>2</sup> min.  
through 1.25" or 806.45mm<sup>2</sup> max.

**STRUCTURE  
TYPE**

**A1**

# Single-Phase Deadend



**Complete Set**  
includes all items below

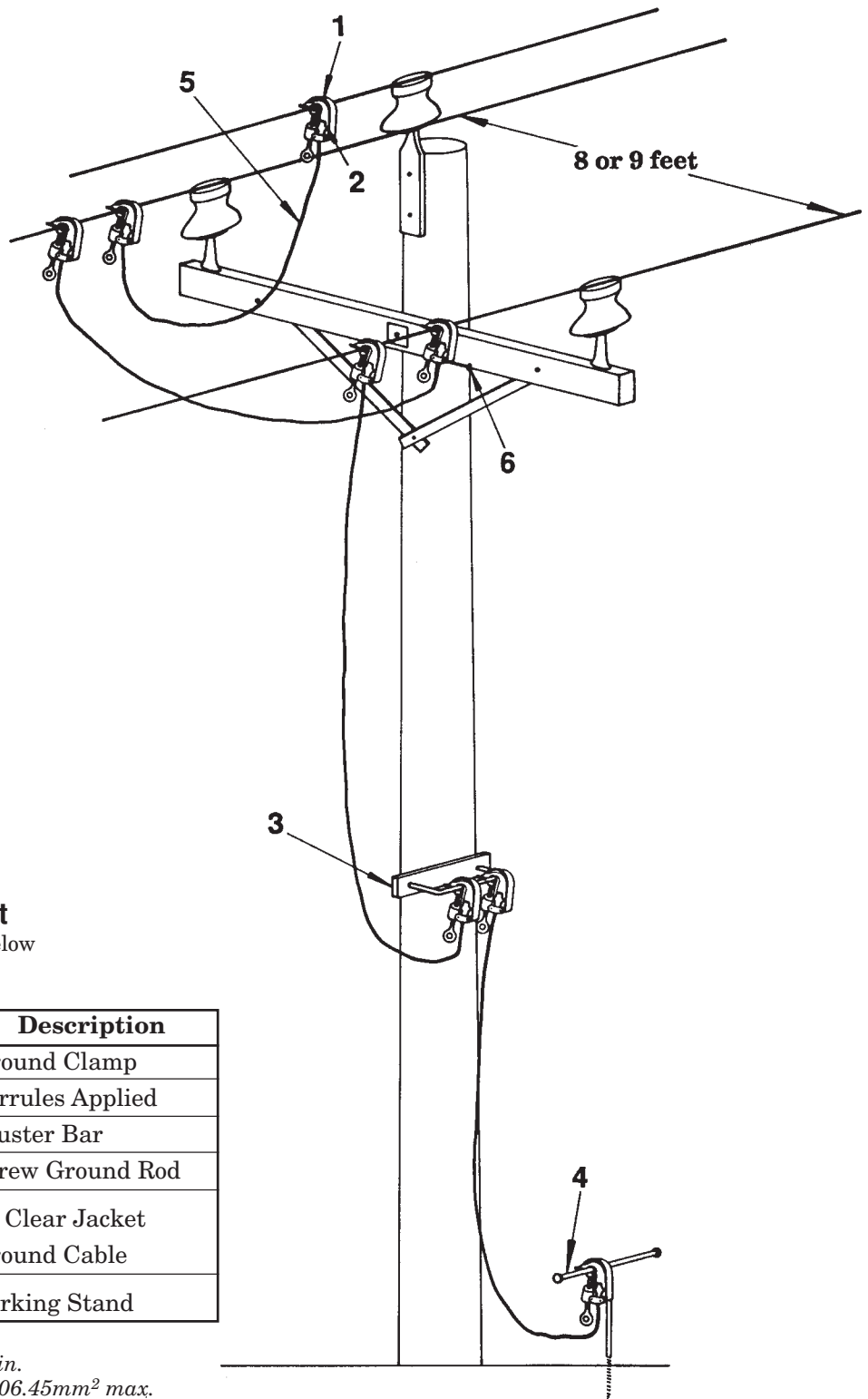
Item	Qty.	Catalog No.	Description
1	6	*C600-2276	Ground Clamp
2	6	C600-2626	Ferrules Applied
3	1	T600-1549	Cluster Bar
4	1	G3370	Screw Ground Rod
5	42' (1 @ 30' & 2 @ 6')	S6449	#2 Clear Jacket Ground Cable
6	1	G3626	Parking Stand

*\*Conductor Range  
0.128" or 8mm<sup>2</sup> min.  
through 1.25" or 806.45mm<sup>2</sup> max.*

**STRUCTURE  
TYPE**

**A5-3**

# Three-Phase Delta, Pin Type Insulators



**Complete Set**  
includes all items below

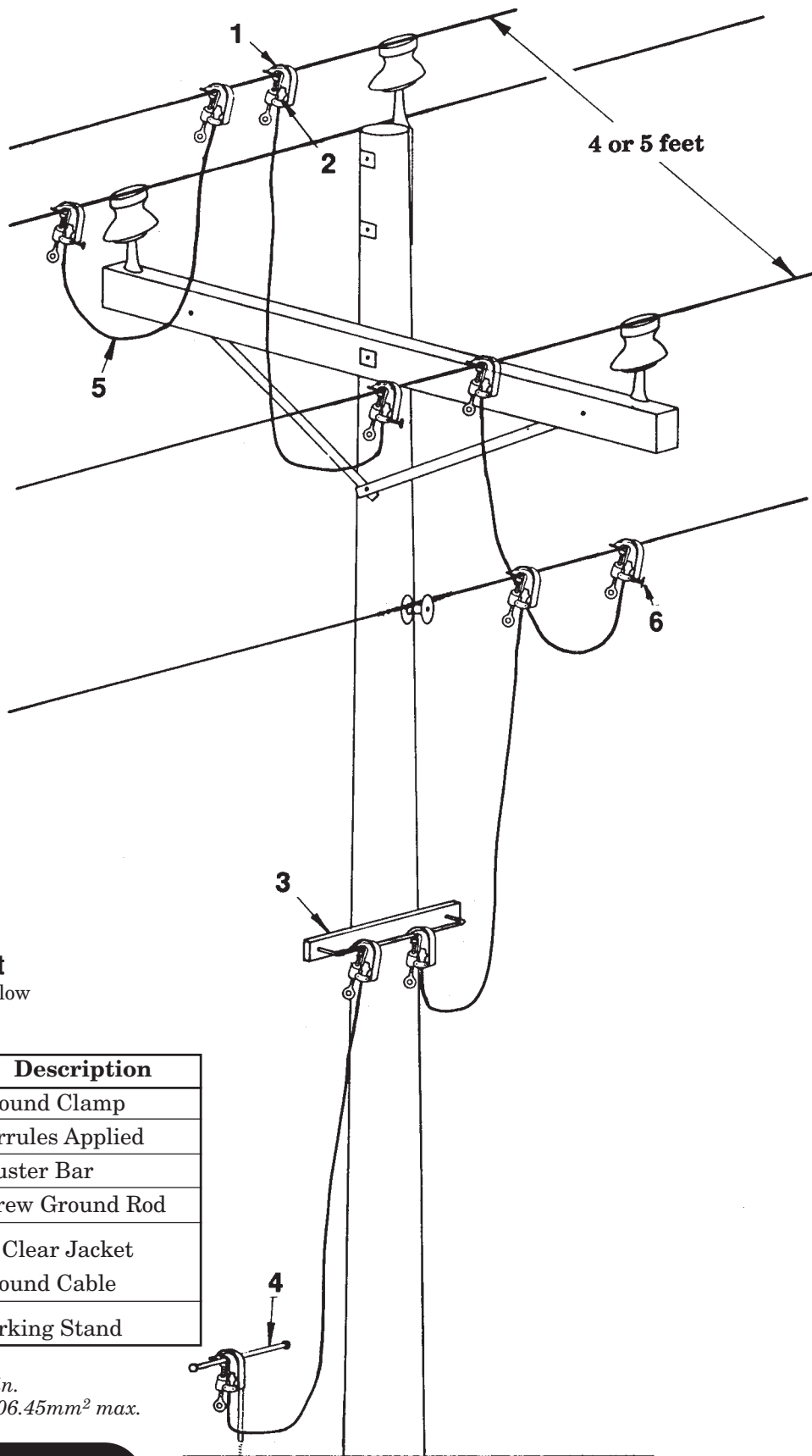
Item	Qty.	Catalog No.	Description
1	8	*C600-2276	Ground Clamp
2	8	C600-2626	Ferrules Applied
3	1	T600-1549	Cluster Bar
4	1	G3370	Screw Ground Rod
5	56' (1 @ 6') (2 @ 10') (1 @ 30')	S6449	#2 Clear Jacket Ground Cable
6	2	G3626	Parking Stand

\*Conductor Range  
0.128" or 8mm<sup>2</sup> min.  
through 1.25" or 806.45mm<sup>2</sup> max.

**STRUCTURE  
TYPE**

**C1**

# Three-Phase Wye, Pin Type Insulators



**Complete Set**  
includes all items below

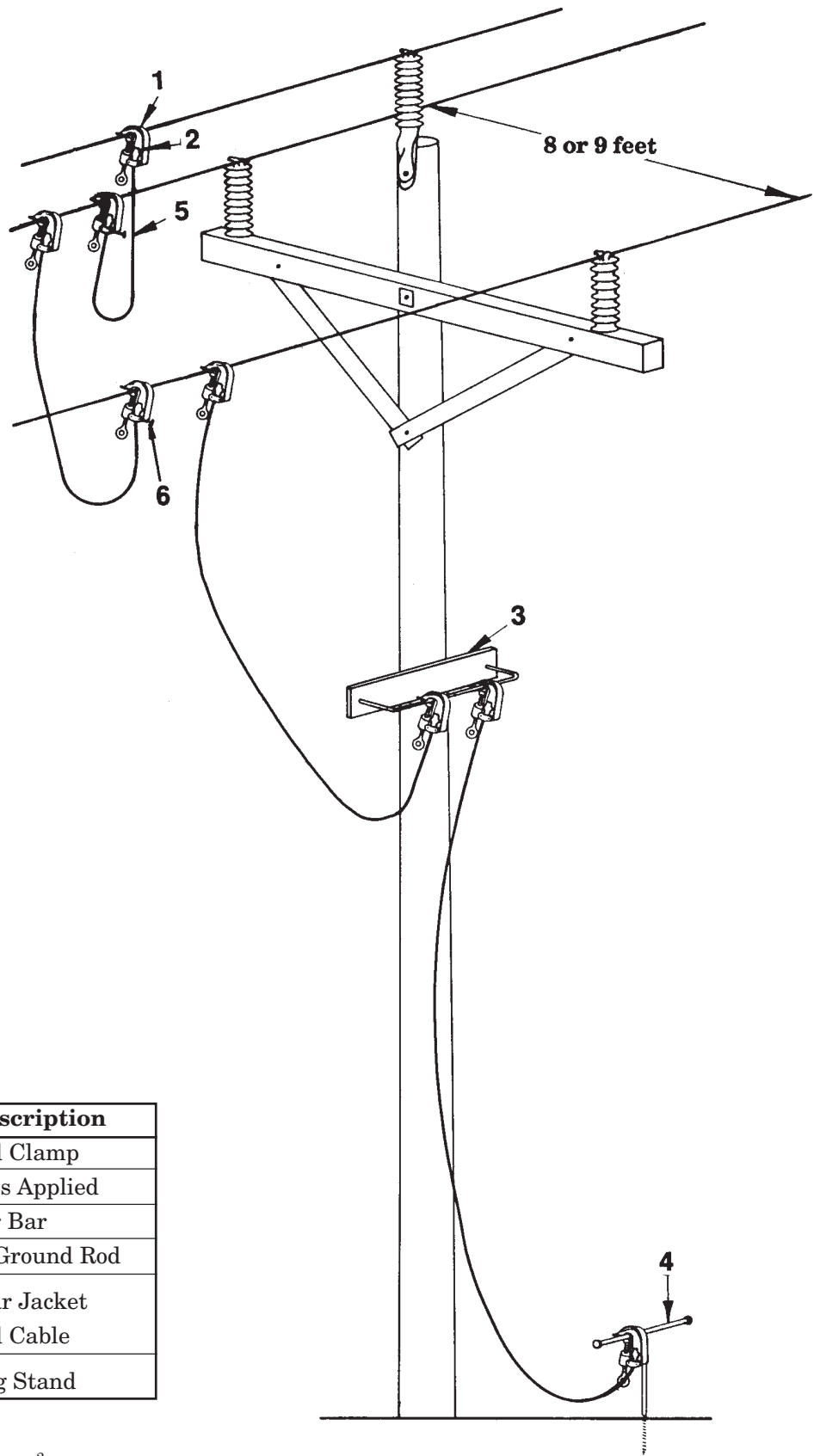
Item	Qty.	Catalog No.	Description
1	10	*C600-2276	Ground Clamp
2	10	C600-2626	Ferrules Applied
3	1	T600-1549	Cluster Bar
4	1	G3370	Screw Ground Rod
5	58'	S6449	#2 Clear Jacket
	(3 @ 6') (1 @ 10') (1 @ 30')		Ground Cable
6	3	G3626	Parking Stand

\*Conductor Range  
0.128" or 8mm<sup>2</sup> min.  
through 1.25" or 806.45mm<sup>2</sup> max.

**STRUCTURE  
TYPE**

**C1**

# Three-Phase Delta, Post Type Insulators



**Complete Set**  
includes all items below

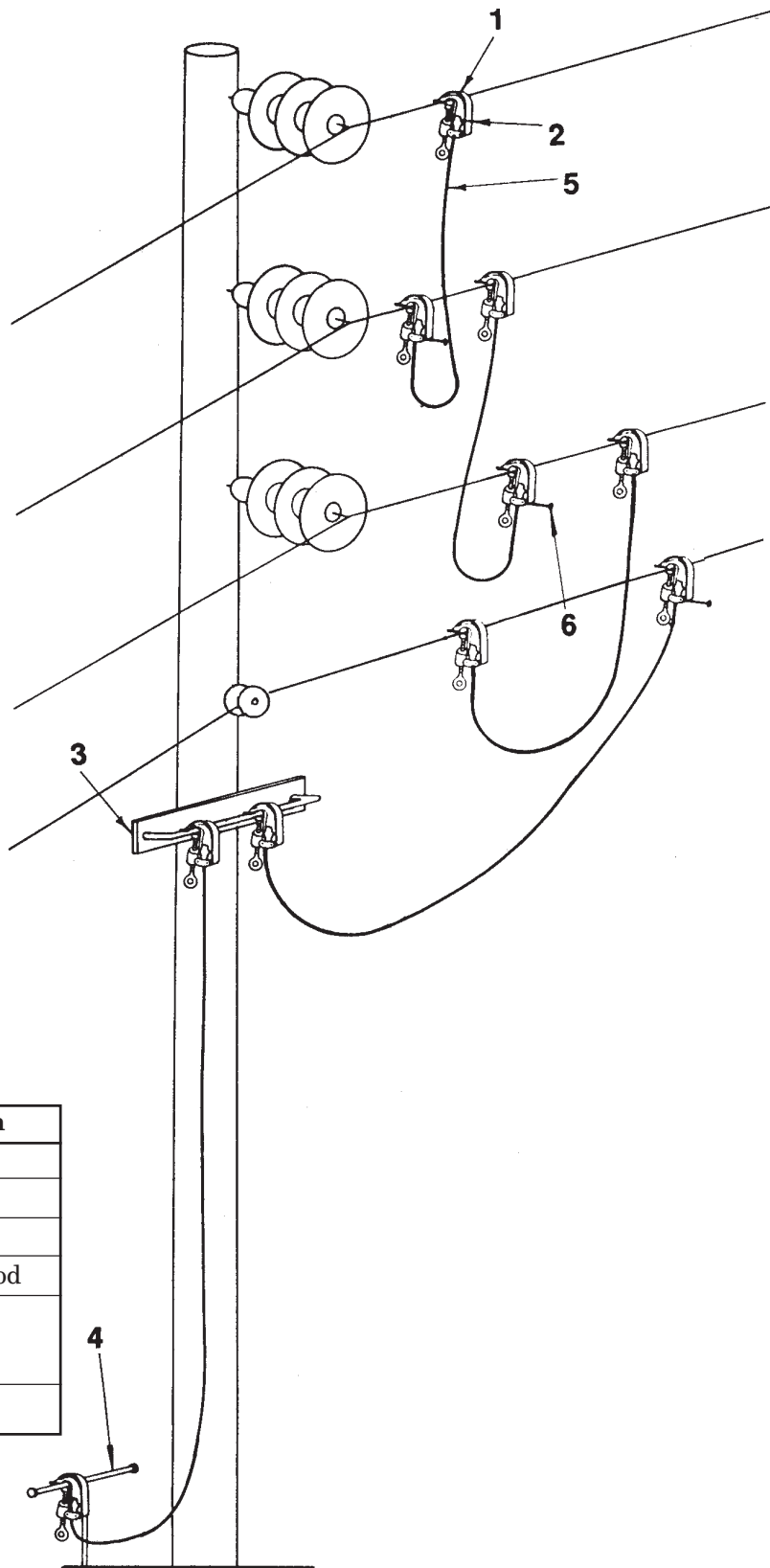
Item	Qty.	Catalog No.	Description
1	8	*C600-2276	Ground Clamp
2	8	C600-2626	Ferrules Applied
3	1	T600-1549	Cluster Bar
4	1	G3370	Screw Ground Rod
5	56' (1 @ 6') (2 @ 10') (1 @ 30')	S6449	#2 Clear Jacket Ground Cable
6	2	G3626	Parking Stand

*\*Conductor Range  
0.128" or 8mm<sup>2</sup> min.  
through 1.25" or 806.45mm<sup>2</sup> max.*

**STRUCTURE  
TYPE** **TD-3**

# Three-Phase Running Corner 10°-20° Angle

4 or 5 feet



**Complete Set**  
includes all items below

Item	Qty.	Catalog No.	Description
1	10	*C600-2276	Ground Clamp
2	10	C600-2626	Ferrules Applied
3	1	T600-1549	Cluster Bar
4	1	G3370	Screw Ground Rod
5	58'	S6449	#2 Clear Jacket
	(3 @ 6') (1 @ 10') (1 @ 30')		Ground Cable
6	3	G3626	Parking Stand

\*Conductor Range  
0.128" or 8mm<sup>2</sup> min.  
through 1.25" or 806.45mm<sup>2</sup> max.

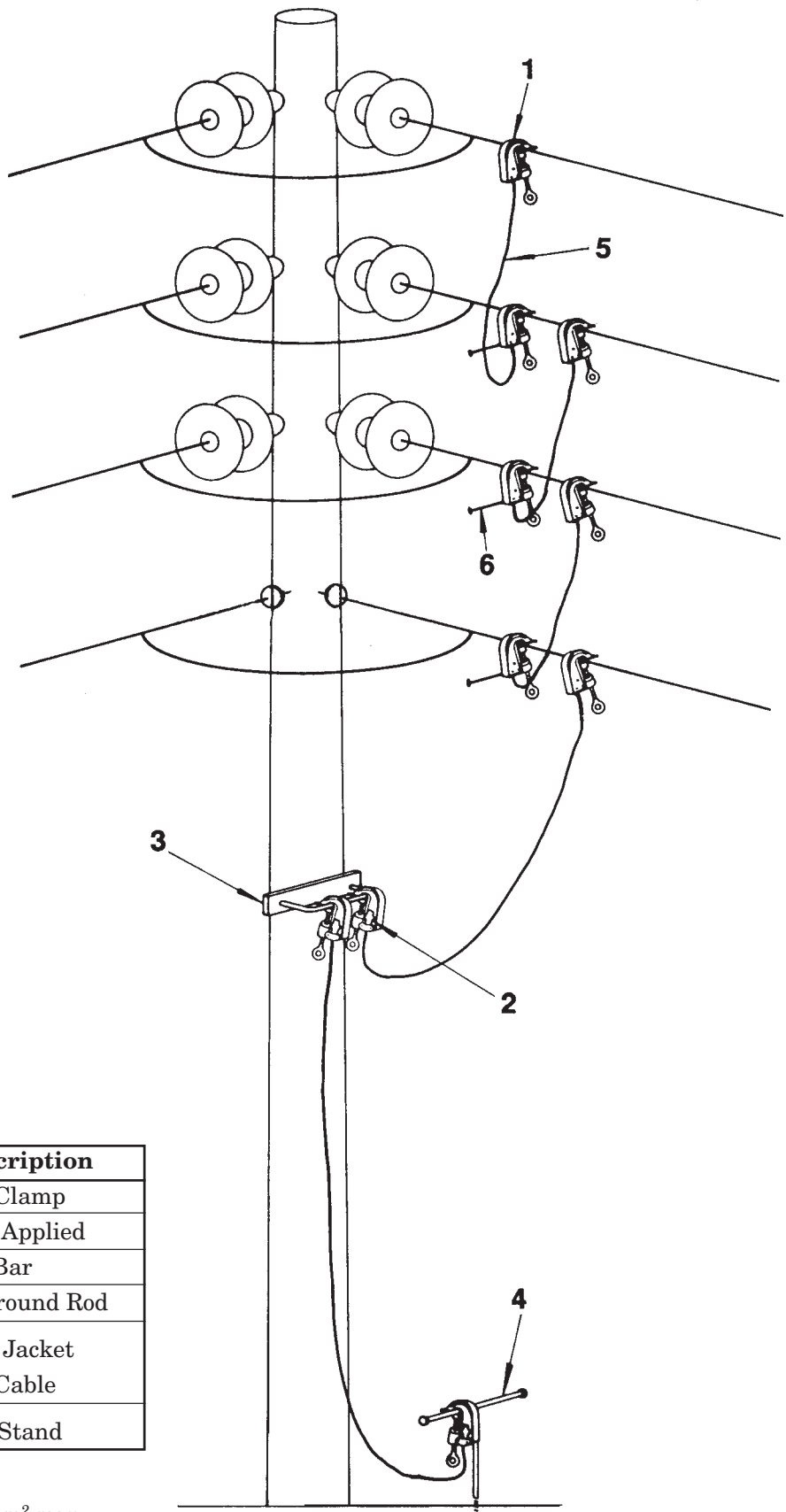
**STRUCTURE  
TYPE**

**C3**



# Vertical Construction 60°-90° Angle

4 or 5 feet



**Complete Set**  
includes all items below

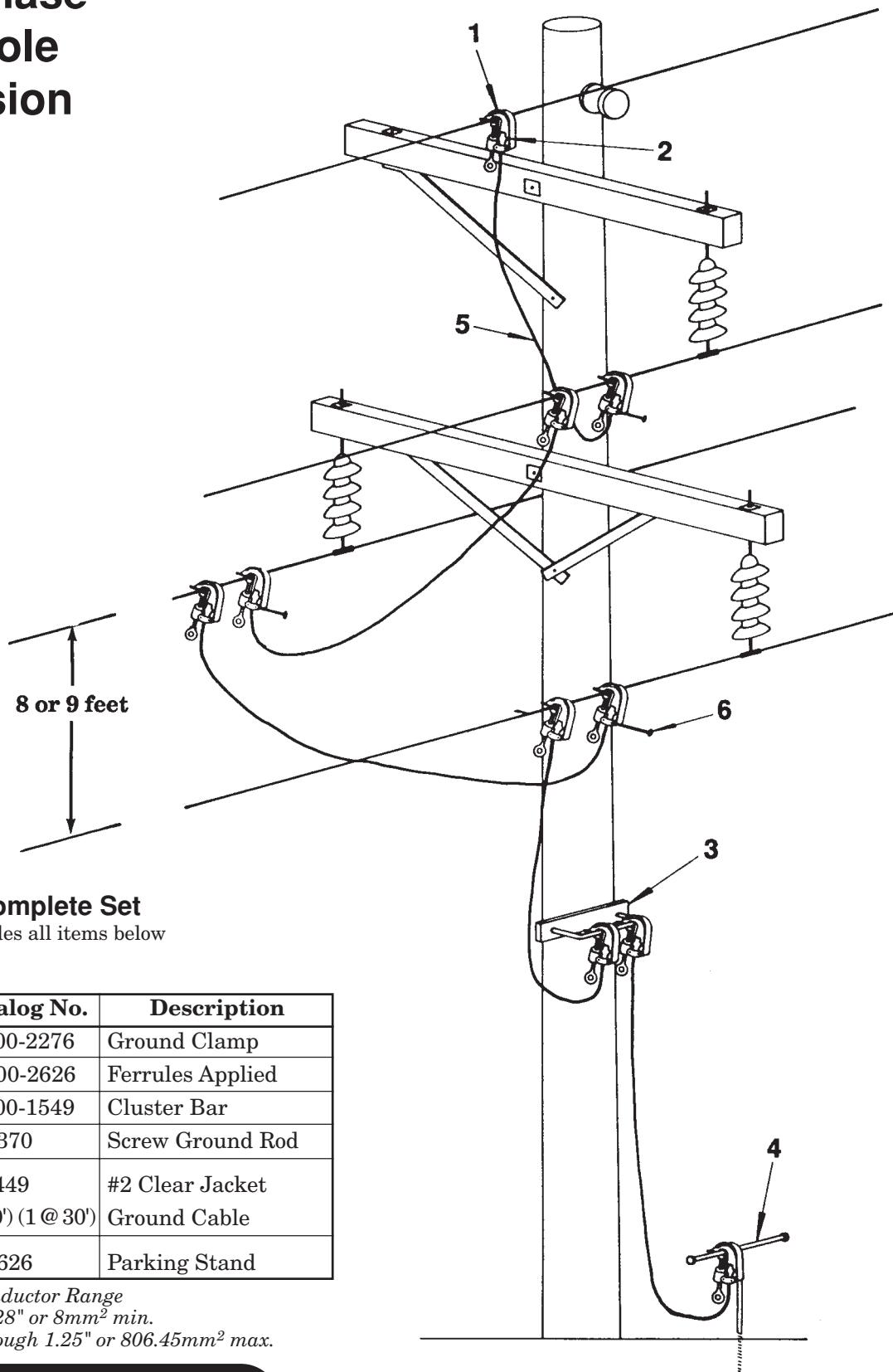
Item	Qty.	Catalog No.	Description
1	10	*C600-2276	Ground Clamp
2	10	C600-2626	Ferrules Applied
3	1	T600-1549	Cluster Bar
4	1	G3370	Screw Ground Rod
5	58'	S6449	#2 Clear Jacket
	(3 @ 6') (1 @ 10') (1 @ 30')		Ground Cable
6	3	G3626	Parking Stand

\*Conductor Range  
0.128" or 8mm<sup>2</sup> min.  
through 1.25" or 806.45mm<sup>2</sup> max.

**STRUCTURE  
TYPE**

**C4-1**

# Three-Phase Single Pole Suspension

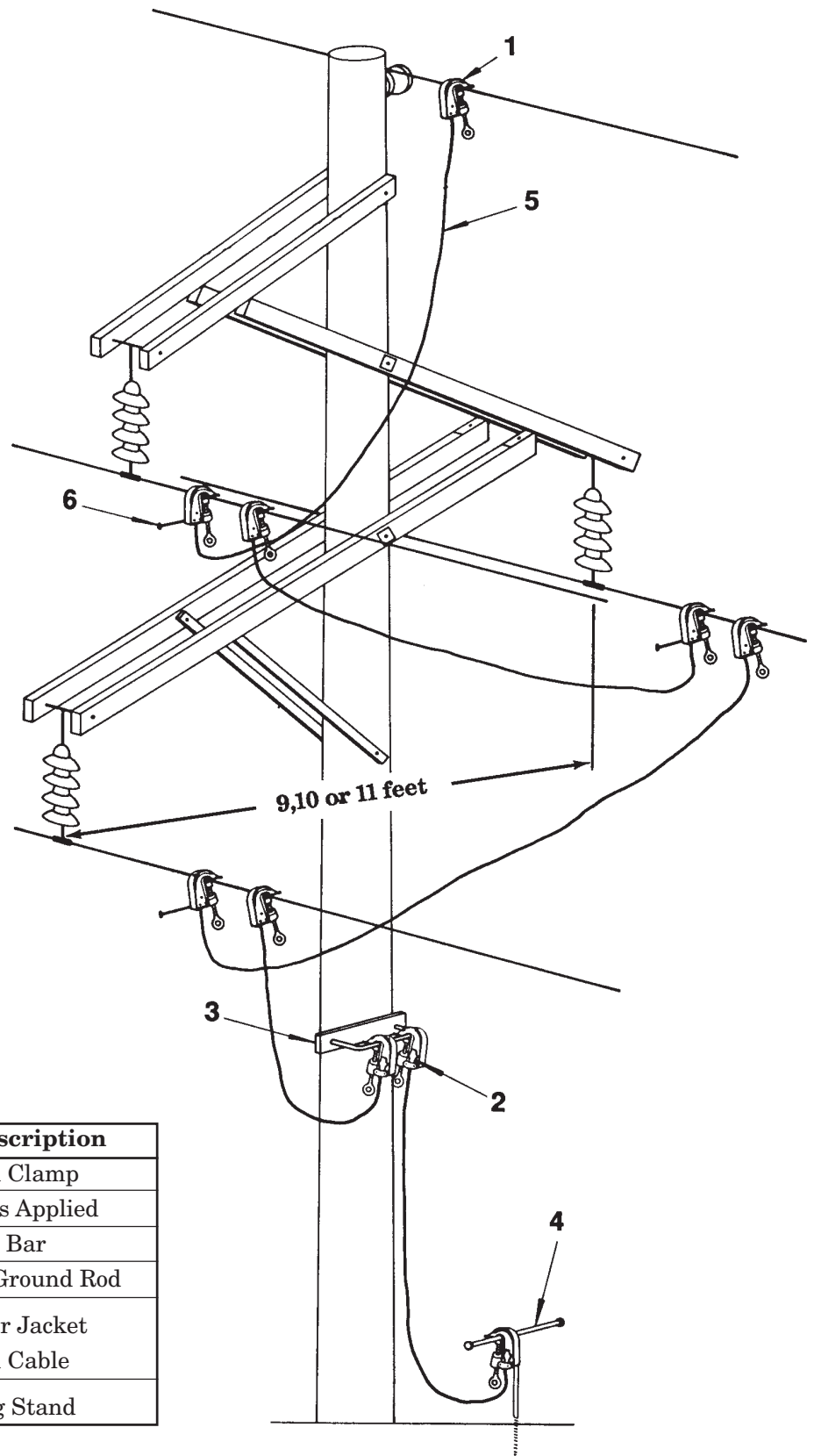


Item	Qty.	Catalog No.	Description
1	10	*C600-2276	Ground Clamp
2	10	C600-2626	Ferrules Applied
3	1	T600-1549	Cluster Bar
4	1	G3370	Screw Ground Rod
5	66' (1 @ 6') (3 @ 10') (1 @ 30')	S6449	#2 Clear Jacket Ground Cable
6	3	G3626	Parking Stand

\*Conductor Range  
0.128" or 8mm<sup>2</sup> min.  
through 1.25" or 806.45mm<sup>2</sup> max.

**STRUCTURE  
TYPE TS-1**

# Single Pole Wishbone Suspension



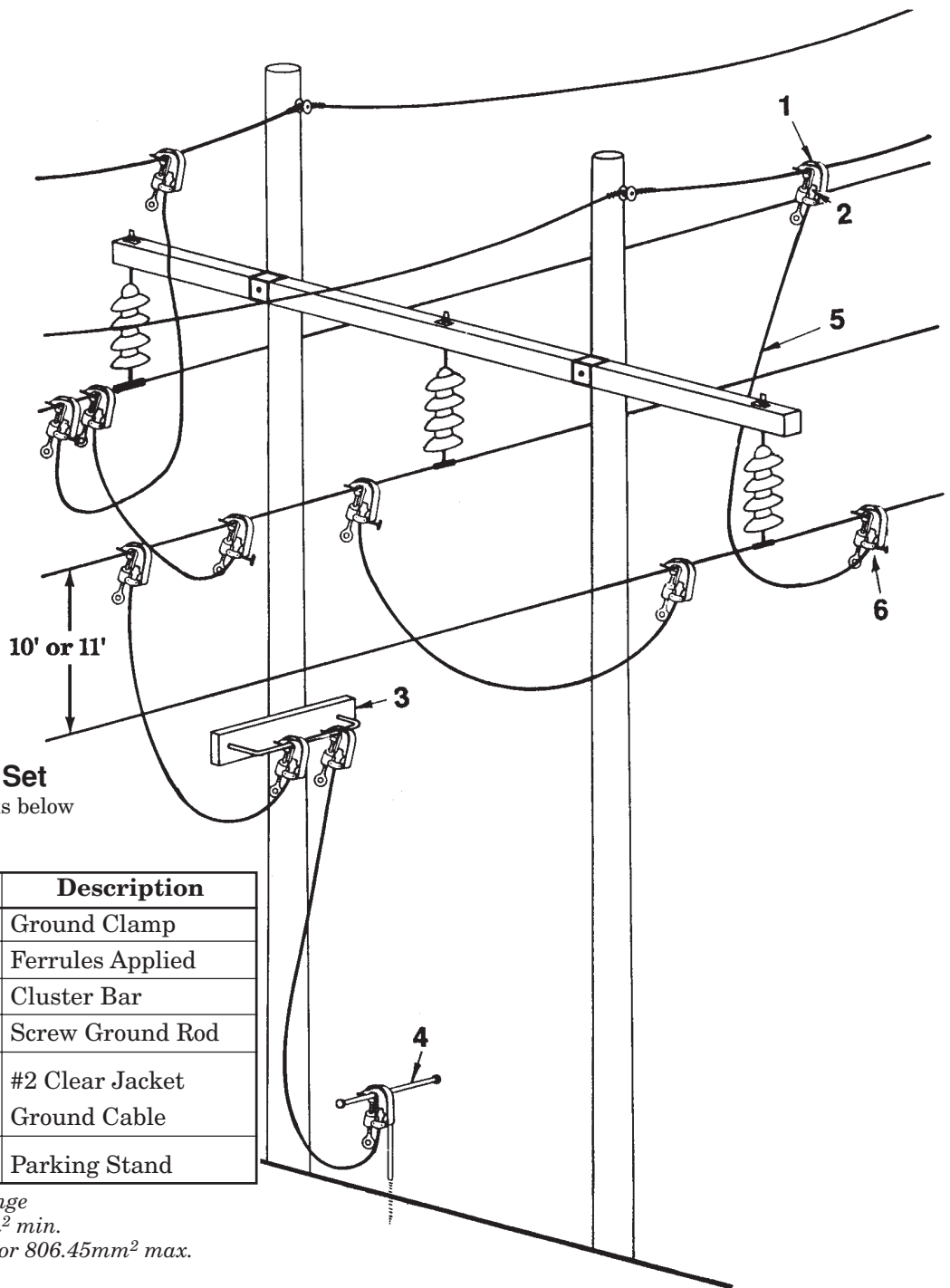
**Complete Set**  
includes all items below

Item	Qty.	Catalog No.	Description
1	10	*C600-2276	Ground Clamp
2	10	C600-2626	Ferrules Applied
3	1	T600-1549	Cluster Bar
4	1	G3370	Screw Ground Rod
5	78' (4 @ 12' & 1 @ 30')	S6449	#2 Clear Jacket Ground Cable
6	3	G3626	Parking Stand

*\*Conductor Range  
0.128" or 8mm<sup>2</sup> min.  
through 1.25" or 806.45mm<sup>2</sup> max.*

**STRUCTURE  
TYPE TS-2**

# H-Frame Suspension



**Complete Set**  
includes all items below

Item	Qty.	Catalog No.	Description
1	12	*C600-2276	Ground Clamp
2	12	C600-2626	Ferrules Applied
3	1	T600-1549	Cluster Bar
4	1	G3370	Screw Ground Rod
5	86' (3 @ 12') (2 @ 10') (1 @ 30')	S6449	#2 Clear Jacket Ground Cable
6	3	G3626	Parking Stand

*\*Conductor Range  
0.128" or 8mm<sup>2</sup> min.  
through 1.25" or 806.45mm<sup>2</sup> max.*

**STRUCTURE  
TYPE TH-1**

NOTE: Because Hubbell has a policy of continuous product improvement, we reserve the right to change design and specifications without notice.

©2004 Hubbell  
Printed in USA RGS 5M - 9/02